

JB/SBPF/SBPG Series

Extension Junction Box

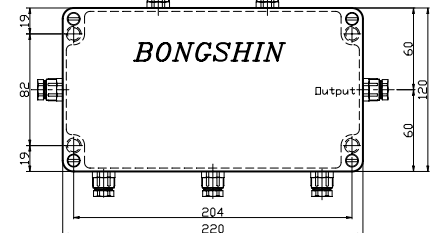
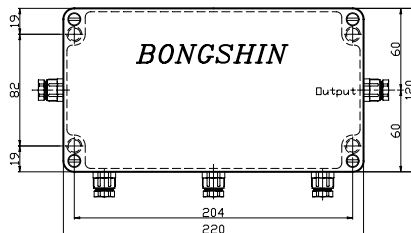
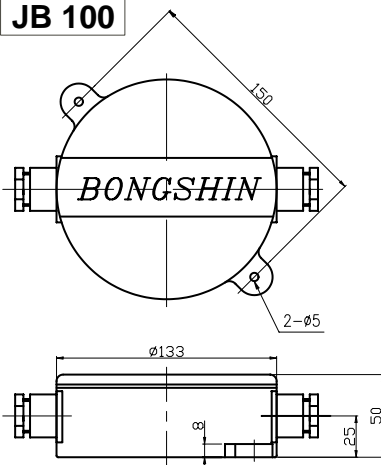
Summing Box



JB 100

SBPF400/SBPG400

SBPF600/SBPG600



FEATURES

- Ideal for splicing or extending load cell cable
- Endosure: Aluminium cast, IP64

FEATURES

- Load Cell 2 to 4 single cells - 3 to 6 load cells parallel nected
- Trimming - Individual cell, excitation trim 0-20 ohms
- Potentiometers - 20 Ohms , 20-turn cermet 100ppm/
- Cable Fittings - input: Ø5, Ø6, Ø9 ,Ø10
output: Ø9, Ø10, Ø14
- Enclosure - Aluminium cast, IP64

The JB series Extension-Junction Boxes are used when the load cell cable is not long enough to connect directly to the instrument in single-cell systems or in multi-cell systems. The boxes are aluminum case. IP64 watertight and dustproof construction.

The SBPF/SBPG series Summing-Junction Box is a multi-cell interface for signal conditioning and load cell indicating instruments.

The boxes are aluminum case, IP64 watertight and dustproof construction.

This is the only difference between the two models.

Many weighting systems used multiple load cells and therefore require a summing junction box to tie or sum the load cell signals together, allowing a digital weight indicator to read a signal.

The summing process actually wires multiple load cells so that all their signal lines and excitation lines are in parallel, providing instantaneous electronic summing of the signals.

Load cell summing is necessary because:

-Weight distribution in multiple load cell systems is not equal at load cell.

The vessel loading process and the characteristics of the material and many other factors affect weight distribution on the load cell.

-It is virtually impossible to make each load cell exactly alike.

Load cell manufacturing process tolerances allow for some variance in individual cell specifications.

The variance, if unchecked, would not allow for the kinds of accuracy required in modern process applications.

Trimming is necessary if:

1. The location of the center of gravity of the contents is not fixed, e.g., powder material which may accumulate on one side.
2. A high accuracy weighing system is required.

Trimming is not necessary if:

1. Matched output load cell are used.
2. Weighing self-leveling materials.
3. The vessel is partially supported on flexures.

* Specifications are subject to change without notice