

## Pressure Transmitter Cable Type

- 0 to 1...1,000bar
- Dry/Wet media
- Superior Long term Stability
- Temperature Compensated
- Linear Amplified Output
- Excellent Repeatability & Hysteresis
- EMI/RFI Protection

P-77 series Long term minimization of these errors is maintained after millions of full scale overpressure cycles, making electronic set point virtually drift-free. Use of ceramic materials in the sensing element or silicon MEMS strain gage elements glass bonded to stainless steel diaphragm and its mounting provides excellent resistance to most liquids and chemicals. Ruggedness and reliability are also enhanced by a stainless steel housing to resist corrosion pressure sealing for media compatibility is provided by selection of welding Sealing type. metal sensing element contains and integral, reliable, solid state, custom hybrid circuit signal conditioner. This circuit is digital interface can be used for a simple PC-controlled calibration procedure, in order to program a set of calibration coefficients into an on-chip EEPROM and without the cost overhead associated with trimming by external devices or a laser.



P-77 Analogue output type

### TYPICAL APPLICATIONS

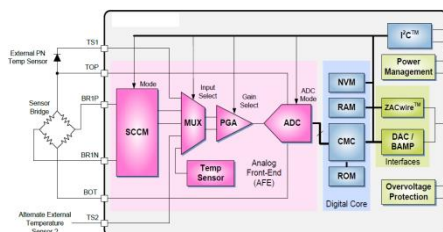
- ✓ Transmissions
- ✓ Water management
- ✓ Air conditioning and refrigeration
- ✓ Pneumatic and hydraulic controls
- ✓ Pump and compressors
- ✓ Level / Depth instrumentation

### Physical Data [ Custom Ranges and Compound Ranges Available ]

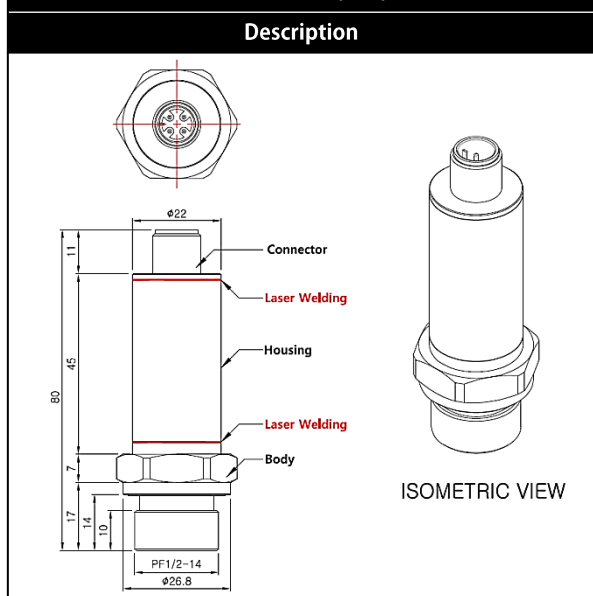
Gauge Pressure	Unit	Over Pressure	Burst
◆ 5, 10, 15, 20, 35, 50	bar	◆ 3 x F.S.	◆ 5 x F.S.
◆ 100, 250, 300, 600, 1000	bar	◆ 2 x F.S.	◆ 3 x F.S.

### General SPEC

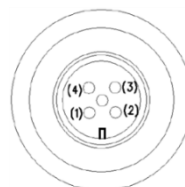
Characteristic	P-77(V)	P-77(A)
Pressure Range	0 to 1...300bar	
Power Supply	[ Voltage ] 5/12/24VDC	[ Current ] 5/12/24VDC
Output	[ 3 Wire ] 0.5 to 4.5VDC 1 to 6VDC	[ 2 Wire ] 4 to 20mA
Operating Temp. Range	-40 to 135°C	
Compensated Temp. Range	-30 to 125 °C	
Accuracy	±1.0 %F.S (Option : ±0.5 %F.S)	
Non-linearity	±0.1%	
Hysteresis and repeatability	±0.03% typical	
Body Material	SUS304	



### Dimensions (mm)



### CABLE WIRING



- (1) : GREEN
- (2) : RED
- (3) : SHIELD
- (4) : BLACK

## How to order

<b>P - 77</b>	<input type="checkbox"/>	<input type="checkbox"/>	<input type="checkbox"/>	<input type="checkbox"/>	<input type="checkbox"/>	<input type="checkbox"/>	<input type="checkbox"/>	<input type="checkbox"/>
<b>1) Output type</b>								
Voltage type	V							
Current type	A							
<b>2) Kind of pressure</b>								
Absolute pressure	-----	A						
Gauge pressure	-----	G						
<b>3) Pressure range</b>								
0 to 5 bar	-----	-----	005					
0 to 10 bar	-----	-----	010					
0 to 15 bar	-----	-----	015					
0 to 20 bar	-----	-----	020					
0 to 35 bar	-----	-----	035					
0 to 50 bar	-----	-----	050					
0 to 100 bar	-----	-----	100					
0 to 250 bar	-----	-----	250					
0 to 300 bar	-----	-----	300					
0 to 600 bar	-----	-----	600					
0 to 1000bar	-----	-----	1K0					
Other on request	-----	-----	Z					
<b>4) Output signal</b>								
0.5 to 4.5 VDC	-----	-----	-----	V1				
1 to 6 VDC	-----	-----	-----	V2				
4 to 20mA	-----	-----	-----	A				
Other on request	-----	-----	-----	Z				
<b>5) Supply Voltage</b>								
5 VDC	-----	-----	-----	-----	5			
12 VDC	-----	-----	-----	-----	12			
24 VDC	-----	-----	-----	-----	24			
Other on request	-----	-----	-----	-----	Z			
<b>6) Process connection</b>								
PF1/4"	-----	-----	-----	-----	-----	F14		
PT1/4"	-----	-----	-----	-----	-----	T14		
Other on request	-----	-----	-----	-----	-----	Z		
<b>7) Seal material</b>								
Silicone	-----	-----	-----	-----	-----	-----	S	
NBR	-----	-----	-----	-----	-----	-----	N	
Viton	-----	-----	-----	-----	-----	-----	V	
Other on request	-----	-----	-----	-----	-----	-----	Z	
<b>8) Connection type</b>								
Circular cable type	-----	-----	-----	-----	-----	-----	-----	C
Other on request	-----	-----	-----	-----	-----	-----	-----	Z